

S.D. VIDYA MANDIR CITY
A unit of Shri S.D.Education Society (Regd.) Panipat
Affiliated to CBSE
Holidays' Homework
Class – IV



Dear Parents,

Finally, the much-awaited summer vacation is here! Holidays are special breaks from our everyday routine that we all eagerly anticipate. The hot and windy days of April and May have arrived, bringing with them a long break that offers a perfect opportunity to relax and have fun.

This is a wonderful time to cherish the little joys with your child. It's important to limit screen time and monitor the channels they watch. Provide valuable guidance and spend quality time together. Make these holidays memorable by creating a nurturing and stimulating home environment filled with fun, excitement and learning.

As parents, it's crucial to invest your time with your children now. Enjoy their childhood because in a few years they'll be all grown up and on their own! To make the most of these moments, here's a list of suggested activities you can enjoy with your children:

Suggested Activities that you can do with your ward:

- Share stories about your childhood and your family history.**
- Take at least two meals together with your children. Teach them not to waste food and explain the importance of the hard work that goes into growing it.**
- Encourage your children to read as many age-appropriate storybooks as possible.**
- Keep their screen time limited. This includes TV, mobile phones, computers, and other electronic gadgets.**

Make the most of the summer break and enjoy this time with your children.

Regards

Principal

S.D. Vidya Mandir City

Dear Parents,

Different types of languages are spoken by people from different regions, but the most important thing is that any language when spoken should be spoken correctly. The two common languages that our children should be able to speak fluently are Hindi and English. Since English is a universal language spoken and understood by people all over the world, we want our children also to be proficient in speaking it and for this we need full support and cooperation. We would appreciate if you adhere to the following points:

- 1. Speak with your child in English.**
- 2. Encourage reading habits.**
- 3. Read out story-books and after finishing the story discuss it with your child.**
- 4. Encourage Word Building and Picture Talk.**

The teachers are trying to encourage the children to use simple words, phrases and sentences like:-

- May I go to play?**
- May I borrow your pencil / eraser / sharpener?**
- I have finished my work.**
- Ma'am, may I go for the convenience?**
- Ma'am, may I go to quench my thirst?**
- Ma'am, may I come in please?**
- Ma'am, may I go to the bookshop?**
- Ma'am, may I go to wash my hands?**
- Ma'am, may I sit in the front row as I can't see from the back?**
- Ma'am, Please repeat the concept as I'm unable to understand it.**
- Ma'am, I have lost my shoes / blazer / tiffin box / water bottle etc.**
- Ma'am, I came late as I missed my bus.**
- Ma'am, I'm sorry. I have forgotten to bring my book, note book, pencil / eraser / drawing book etc.**
- Ma'am, I'm sorry I couldn't complete my Home Work as I was unwell.**

Use of magic words like excuse me, sorry, thanks, please.

- When asking for something, say "Please."**
- When receiving something, say "Thank you."**
- Do not interrupt grown-ups who are speaking with each other unless there is an emergency.**
- If you need to get somebody's attention right away, the phrase "excuse me" is the most polite way for you to enter the conversation.**
- When you have any doubt about doing something, ask permission first. It can save you from many hours of grief later.**
- When you have spent time at your friend's house, remember to thank his or her parents for having you over and for the good time you had.**
- Knock on closed doors and wait to see if there's a response before entering.**

Children can be encouraged to use simple words and sentences at home also.

For Example –

- **Mummy, can I help you in the kitchen?**
- **Mummy, can I lay the table today?**
- **Mummy, should I help you wash the dishes today?**
- **Papa, can I help you wash the car?**
- **Grandpa, should I come with you for a walk?**
- **Grandma, should I help you put the thread in the needle?**
- **Mummy, can I get you a glass of water?**
- **Mummy, may I take some more Ice-Cream from the fridge?**
- **Papa, I'm sorry I was rude to you.**
- **Papa, please teach me how to ride a bicycle.**
- **Mummy, can I join the summer workshop in the school?**
- **Mummy, can I help you wash and soak the rice?**
- **Mummy, should I cut the salad today?**
- **Mummy, I will make a cup of tea for you. Please tell me where are the tea leaves?**
- **Mummy, can you teach me to make cold coffee please?**
- **Didi, can you help me find my English note book?**
- **Papa, can we go cycling together today?**

Wishing people properly – Hello Uncle / Aunty how are you?

Wishing parents and elders Good Morning, Good Afternoon, Good Evening and Good Night.

S.D. VIDYA MANDIR CITY
A unit of Shri S.D.Education Society (Regd.) Panipat
Affiliated to CBSE
Holidays' Homework
Class – IV

ENGLISH

- Read Chapter 2 'My Early Home' thoroughly and underline the difficult words.
- Do 15-20 pages of cursive writing in a separate notebook.
- Project Work: Make a scrapbook on 'Vocabulary Enrichment'. Write one new word on each page that you have learnt in your day to day life or through reading books, newspaper etc. Paste the image of that word and write its meaning and how to use that word in a sentence. There must be 25-30 words used in the scrapbook file. Make it in a very attractive manner.
- Prepare yourself for Declamation on the given topic: (Any 1)
 - The Importance Of Family Time
 - Save Water, Save Life
 - If I Had a Magic Pencil
 - Sharing is Caring
- Do the given assignment carefully and neatly.

HINDI

- 10 सुलेख अलग कॉपी पर लिखिए।
- रचनात्मक कार्य : अखबार में से 20 संज्ञा शब्द छाँट कर कॉपी में लिखिए।
- 'मेरा मित्र' विषय पर 8-10 पंक्तियों याद कीजिए।
- पाठ 3 'पतंग और गुब्बारा' को ध्यानपूर्वक पढ़िए तथा पाठ के आंतरिक (Internals) प्रश्न बनाकर दोहराए।
- अभ्यास- पत्रिका सुंदर लिखावट में कीजिए।
- सारा कार्य अलग कॉपी पर लिखिए।

MATHS

- Project Work : COMMUNICATION PINCODE
The pincode represents a system which divides the country into different communication codes are given to different cities
 - Find the Pincode of any 5 states of Haryana and 5 states of Manipur.
 - Write the sum of all the pincodes.
 - Find the difference between the Greatest and the Smallest Pincode.
 - Write the number names of Pincodes in Indian and International system of Numeration.
- Make a beautiful table book of 2-20
- Learn tables 2-15
- Do Practice of Chapter 3 'Subtraction' and Do page 55 to 57 in book.
- Do the given assignment carefully and neatly.

E.V.S

- Read Chapter 5 (Our Community) thoroughly.
- Prepare 20 Internals Question/ Answer of Chapter-5.
- Do the given assignment carefully and neatly.
- Write a slogan on World Environmental Day (5 June) on A4 sheet.
- Project Work: Prepare a scrapbook including the culture, art, food and places of Haryana and Manipur.

COMPUTER

- Complete and Learn Lesson 2(Question/Answers + Back Exercise)

GK

- Learn the given GK Series II.
- Revise Syllabus of PT2.
- Read newspaper daily. Prepare 20 current affairs for the month of the June.

FRENCH

- Create a French Food Menu Card
Make a colourful menu card showing any five famous French foods or drinks.
Choose items such as:

- Croissant • Baguette • Macaron • Crêpe • Hot Chocolate

Instructions: Use chart paper or A4 sheet. Write the food names in French.

Draw or paste the pictures of the given foods. Decorate it neatly and creatively.

ART

- Complete the below mentioned pages in Art Book.
 - Peacock Pg. no. 13
 - Kachhi Ghodi Pg.no.15
 - Landscape Pg. no.21

Computational Thinking Based Questions:

1. $15A9$ and $1A79$ are two 4-digit numbers where A represents one of their digits. Which of these conditions about these 4-digit numbers CAN be true, when A is less than 6?

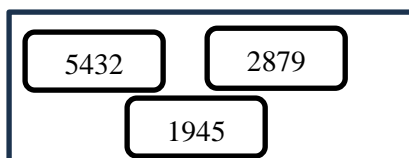
- a) $15A9 > 1A79$ b) $15A9 < 1A79$
c) $15A9 = 1A79$ d) Either A or B

2. What is the smallest possible 4-digit number formed using 4 different circles from the grid given below, such that the number of white circles in the number formed is less than that of the black circles?



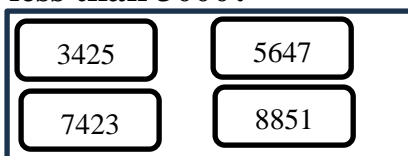
- a) 1360 b) 1023 c) 1063 d) 1036

3. if you add ALL the digits in the Hundreds place of the numbers given below, what will be the digit in the TENS place of the resulting number?



- a) 1 b) 2 c) 3 d) 0

4. How many numbers in Box A, after swapping their tens and thousands digits, will be less than 3000?



5. How many numbers from "Image A" can be placed in BOTH the boxes given below:

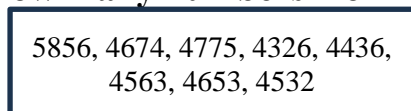
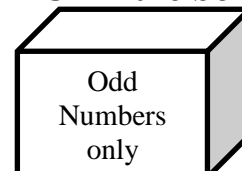
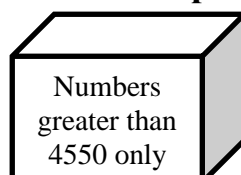


Image A



- a) 2 b) 3 c) 4 d) 5